

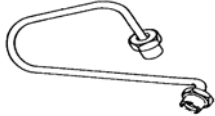


الأردنية لصيانة محركات الطائرات
jordan airmotive

Contact Information
TEL : +962 6 4451440
FAX :+962 6 4452620
email :customer.support@jordanairmotive.com
P.O.BOX : 39180 , AMMAN-JORDAN 11104
QUEEN ALIA INTERNATIONAL AIRPORT, AMMAN-JORDAN

CFM56-3 Commercial Cap list 2015

HOSE AND TUBE ASSEMBLIES



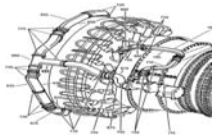
Section GENERAL PROCEDURE
ATA-Chapter 72-09-03
TAT not to exceed
Minimum Qty. [ea]

Part Number(s)

N/A
Offered Repair (as applicable to PN)

Repair No.	Repair Description	Price Per ea. USD
00	CLEANING & INSPECTION	100
000	EXTERNAL HOSE AND TUBE ASSEMBLIES GENERAL REPAIR	350
001	BLEND REPAIR OF THE EXTERNAL TUBING	400
002	BALL MANDREL OR HYDRAULIC/MECHANICAL EXPANSION REPAIR OF THE	400
003	DOUBLER REPAIR AND SECTION REPLACEMENT OF THE EXTERNAL TUBING	500
004	REPAIR OF SWIVEL FLANGE FITTINGS ON EXTERNAL TUBES	450

ENGINE HARDWARE



Section ENGINE HARDWARE
ATA-Chapter 72-09-04
TAT not to exceed
Minimum Qty. [ea]

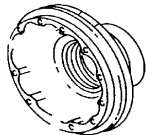
Part Number(s)

1466M14G03 1466M73G01 1466M74G01 1466M77G01 301-360-004-0 305-356-606-0 2046M52G01 305-356-604-0 2046M51G01
1466M88G01 1895M18G03 1895M18G04 1895M18G05 301-360-005-0 305-356-620-0 9335M34G07 305-356-605-0 2046M50G01
1895M18G06 1895M18G11 1895M18G12 1896M95G02 301-360-006-0 340-168-501-0 9386M83G03 301-360-020-0 1896M95G06
1896M95G03

Offered Repair (as applicable to PN)

Repair No.	Repair Description	Price Per ea. USD
00	CLEANING & INSPECTION	100
001	REPLACEMENT OF ANGLE BRACKET TAB	400
004	GENERAL	450
006		1150
007	REPLACEMENT OF WORN FLAPPERS IN CHECK VALVE FLANGE ASSEMBLY	750
010	REPLACEMENT OF SPHERICAL BEARING ONMOUNT LINKS	800

FAN MAJOR MODULE



Section FAN MAJOR MODULE
ATA-Chapter 72-00-01
TAT not to exceed
Minimum Qty. [ea]

Part Number(s)

1278M61G02 1279M52G03 1279M52G06 1279M53G02 9339M50G03

Offered Repair (as applicable to PN)

Repair No.	Repair Description	Price Per ea. USD
00	CLEANING & INSPECTION	500
001	Repair of Outer Cone AFT ABRADABLE Seal On Installad No. 3 Bearing AFT	1000
004	REPAIR OF OIL LEAKAGE IN BOND JOINTS AT MOUNTING STUDS ON	800
007	Repair of the oil drain cavity bonded joint leaks	600

FAN INLET CASE

Section
ATA-Chapter
TAT not to exceed
Minimum Qty. [ea]

FAN FRAME MODULE
 72-00-23

Part Number(s)

335-019-298-6 335-111-301-6 335-111-302-6 335-111-303-6

Offered Repair (as applicable to PN)

Repair No.	Repair Description	Price Per ea.USD
00	CLEANING & INSPECTION	650
002	Partial Reconditioning of Abradable Epoxy Liner	2100
012	LOCAL RECONDITIONING OF THE ABRADABLE SILICONE LINER (BLACK)	600

COMPRESSOR ROTOR ASSEMBLY

Section
ATA-Chapter
TAT not to exceed
Minimum Qty. [ea]

COMPRESSOR ROTOR ASSEMBLY
 72-00-31

Part Number(s)

9984M27P01 9984M27P03 9984M27P04 9984M28P01 9984M28P02 9984M29P01 P104P01-P104P49

P334P09-P334P12 P105P01-P105P49 P106P01-P106P45 P107P01-P107P45

P108P01-P108P45 P109P01-P108P53 P104P01-P104P45 P111P05-P111P16

P102P01-P102P33 P103P03-P103P33

Offered Repair (as applicable to PN)

Repair No.	Repair Description	Price Per Stage USD
00	CLEANING & INSPECTION	300
001	BLENDING OF STAGE 1 BLADE TIP, LEADING/TRAILING EDGES	800
002	BLENDING OF STAGE 2 AND 3 BLADE TIP, LEADING/TRAILING EDGES	800
003	BLENDING OF STAGES 4-9 BLADE TIP, LEADING/TRAILING EDGES	800
004	REMOVAL OF DAMAGED LOCKING LUG SETSCREWS	800

FAN ROTOR BLADE,STAGE 1

Section
ATA-Chapter
TAT not to exceed
Minimum Qty. [ea]

FAN AND BOOSTER ASSEMBLY
 72-21-01

Part Number(s)

1285M39P01 1590M21P01 1663M24P01 1663M24P02 1663M24P03 1663M24P04 1663M24P05 9527M99P08 9527M99P09
 9527M99P11 9527M99P10

Offered Repair (as applicable to PN)

Repair No.	Repair Description	Price Per EA USD
00	CLEANING & INSPECTION (as per wspg min level)	67
001	FAN BLADE LOCAL REPAIR	120
003	RECONDITIONING OF MIDSPAN SHROUDS	100
004	SHOT-PEENING OF THE FAN ROTOR BLADE	120
021	BLENDING OF THE MID-SPAN SHROUDS	700*

* Per Set

BOOSTER BLADES,STAGES 2-4

Section
ATA-Chapter
TAT not to exceed
Minimum Qty. [ea]

FAN AND BOOSTER ASSEMBLY
 72-21-02

Part Number(s)

335-002-304-0 335-002-305-0 335-002-405-0 335-002-407-0 335-002-505-0

Offered Repair (as applicable to PN)

Repair No.	Repair Description	Price Per ea.USD
00	CLEANING & INSPECTION (as per wspg min level)	10
001	BLENDING OF AIRFOILS	12
002	REPLACEMENT OF LUBRICANT COATING ON BLADE ROOTS	20

FAN DISK ASSEMBLY

Section FAN AND BOOSTER ASSEMBLY
 ATA-Chapter 72-21-03
 TAT not to exceed
 Minimum Qty. [ea]

Part Number(s)

335-014-550-0 335-014-551-0 335-014-552-0 335-014-553-0 335-014-554-0 335-014-555-0 335-014-556-0 335-014-557-0

Offered Repair (as applicable to PN)

Repair No.	Repair Description	Price Per ea.USD
00	CLEANING & INSPECTION (Eddy Current Inspection out of our Cap)	10
001	REPLACEMENT OF LUBRICANT COATING	2000
002	REPLACEMENT OF CRIMPED SELF-LOCKING NUTS	1100
AD 2002-13-03	FPI+ECI	1800

BOOSTER SPOOL

Section FAN AND BOOSTER ASSEMBLY
 ATA-Chapter 72-21-04
 TAT not to exceed
 Minimum Qty. [ea]

Part Number(s)

335-009-306-0

Offered Repair (as applicable to PN)

Repair No.	Repair Description	Price Per ea.USD
00	CLEANING & INSPECTION	900

SPINNER FRONT CONE AND REAR CONE

Section FAN AND BOOSTER ASSEMBLY
 ATA-Chapter 72-21-05
 TAT not to exceed
 Minimum Qty. [ea]

Part Number(s)

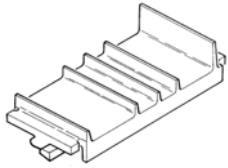
335-011-205-0 335-011-207-0 335-011-208-0 335-014-509-0 335-106-405-0 335-106-402-0 335-106-403-0 335-106-404-0

335-014-511-0 335-014-550-0

Offered Repair (as applicable to PN)

Repair No.	Repair Description	Price Per ea.USD
00	CLEANING & INSPECTION	400
001	REMOVAL OF SURFACE DEFECTS AND SPOT TOUCH-UP OF THE OXIDE FILM COATING OR REPAIR OF THE AERODYNAMIC PROFILE AND FULL REPAIR OF THE HARD ANODIZING OF THE SPINNER REAR CONE ASSEMBLY*	750
002	REPLACEMENT OF CRIMPED SELF-LOCKING NUTS ON SPINNER REAR CONE	800
014	REPAIR OF SURFACE DEFECTS, OF SULFURIC ANODIZING, OF ANTI-EROSION PAINT AND OF WHITE SPIRAL MARK ON THE SPINNER FRONT CONE*	2300
015	RECONDITIONING OF THE WHITE SPIRAL-SHAPED MARK ON THE	1150
017	REPAIR OF THE SPINNER REAR CONE DIAMETERS THAT LOCATES THE	1700
019	REPLACEMENT OF THE BONDED SEAL ON SPINNER REAR CONE	750
030	REPAIR OF THE FRONT FLANGE OF THE REAR CONE BY BLENDING	420

*partially can be done

BOOSTER BLADE INTERSTAGE SPACERS

Section FAN AND BOOSTER ASSEMBLY
ATA-Chapter 72-21-07
TAT not to exceed
Minimum Qty. [ea]

Part Number(s)

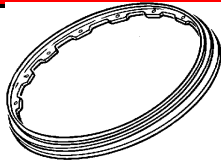
335-010-002-0

Offered Repair (as applicable to PN)

Repair No.	Repair Description	Price Per ea.USD
00	CLEANING & INSPECTION	25
001	SPOT TOUCHUP OR COMPLETE RECONDITIONING OF SULFURIC OR	37
002	APPLICATION OF LUBRICANT COATING	1200*

*Per Set

FORWARD ROTATING AIR SEAL AND AFT BLADE RETAINER



Section
ATA-Chapter
TAT not to exceed
Minimum Qty. [ea]

FAN AND BOOSTER ASSEMBLY
 72-21-08

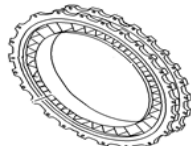
Part Number(s)

335-009-804-0 335-009-805-0 335-009-805-0 335-009-903-0 335-009-806-0 335-009-903-0

Offered Repair (as applicable to PN)

Repair No.	Repair Description	Price Per ea.USD
00	CLEANING & INSPECTION	150
001	REPLACEMENT OF CRIMPED SELF-LOCKING NUTS	550

BOOSTER VANE ASSEMBLIES



Section
ATA-Chapter
TAT not to exceed
Minimum Qty. [ea]

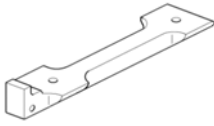
FAN AND BOOSTER ASSEMBLY
 72-21-09

Part Number(s)

335-006-515-0 335-006-518-0 335-006-609-0 335-006-612-0 335-006-615-0 335-006-619-0 335-006-622-0 335-006-625-0 335-006-628-0
 335-006-516-0 335-006-519-0 335-006-610-0 335-006-613-0 335-006-616-0 335-006-620-0 335-006-623-0 335-006-626-0 335-006-629-0
 335-006-517-0 335-006-607-0 335-006-611-0 335-006-614-0 335-006-617-0 335-006-621-0 335-006-624-0 335-006-627-0 335-006-630-0
 335-006-634-0 335-006-710-0 335-006-716-0 335-006-719-0 335-006-722-0 335-006-725-0 335-006-728-0 335-006-731-0 335-009-122-0
 335-006-708-0 335-006-711-0 335-006-717-0 335-006-720-0 335-006-723-0 335-006-726-0 335-006-729-0 335-006-732-0 335-009-123-0
 335-006-709-0 335-006-714-0 335-006-718-0 335-006-721-0 335-006-724-0 335-006-727-0 335-006-730-0 335-006-733-0 335-009-124-0
 335-006-734-0 335-009-129-0 335-009-132-0 335-009-135-0 335-009-145-0 335-009-148-0 335-009-151-0 335-009-154-0 335-009-157-0
 335-009-117-0 335-009-130-0 335-009-133-0 335-009-136-0 335-009-146-0 335-009-149-0 335-009-152-0 335-009-155-0 335-009-158-0
 335-009-118-0 335-009-131-0 335-009-134-0 335-009-137-0 335-009-147-0 335-009-150-0 335-009-153-0 335-009-156-0 335-009-159-0
 335-006-631-0 335-006-632-0 335-006-633-0 335-009-125-0 335-009-126-0 335-009-127-0 335-009-160-0 335-009-161-0

Offered Repair (as applicable to PN)

Repair No.	Repair Description	Price Per ea.USD
00	CLEANING & INSPECTION	200
001	BLENDING OF AIRFOILS	800
002	REPLACEMENT OF THE ABRADABLE COATING ON THE INNER SHROUDS	3000
003	RECONDITIONING OF ABRADABLE COATING ON THE OUTER SHROUD	2200
004	REPLACEMENT OF THE SELF-LOCKING CRIMPED NUTS AND/OR THE	400
040	RECONDITIONING OF THE ANTI CORROSION PAINT	2000

FAN BLADE SPACERS

Section
ATA-Chapter
TAT not to exceed
Minimum Qty. [ea]

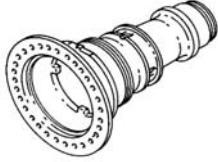
FAN AND BOOSTER ASSEMBLY
 72-21-10

Part Number(s)

335-023-603-0 335-023-604-0 335-023-605-0 335-023-606-0 335-023-607-0

Offered Repair (as applicable to PN)

Repair No.	Repair Description	Price Per ea.USD
00	CLEANING & INSPECTION	5
001	SPOT TOUCH-UP OR FULL REPAIR OF THE SULFURIC ANODIZING	33

FAN SHAFT

Section
ATA-Chapter
TAT not to exceed
Minimum Qty. [ea]

NO.1 AND NO.2 BEARING SUPPORT ASSEMBLY
 72-22-01

Part Number(s)

335-006-405-0 335-006-407-0 335-006-414-0

Offered Repair (as applicable to PN)

Repair No.	Repair Description	Price Per ea.
00	CLEANING & INSPECTION	300
001	REPLACEMENT OF THE ALUMINUM PAINT	1300
002	REPLACEMENT OF CRIMPED SELF-LOCKING NUTS	750
003	RECONDITIONING OF LOCATING DIAMETER WITH FAN DISK	1450
014	REPAIR OF THE AREA WHICH ADJUSTS THE FAN DISK ON THE FAN SHAFT	2450

NO. 1 BEARING SUPPORT ASSEMBLY

Section NO.1 AND NO.2 BEARING SUPPORT ASSEMBLY
 ATA-Chapter 72-22-02
 TAT not to exceed
 Minimum Qty. [ea]

Part Number(s)

335-003-304-0 335-003-305-0 335-003-308-0

Offered Repair (as applicable to PN)

Repair No.	Repair Description	Price Per ea.USD
00	CLEANING & INSPECTION	225
011	FINAL CLEANING AND CONDITIONING	350

REAR ROTATING AIR/OIL SEAL

Section NO.1 AND NO.2 BEARING SUPPORT ASSEMBLY
 ATA-Chapter 72-22-06
 TAT not to exceed
 Minimum Qty. [ea]

Part Number(s)

301-298-208-0 301-298-211-0

Offered Repair (as applicable to PN)

Repair No.	Repair Description	Price Per ea.USD
00	CLEANING & INSPECTION	100
001	Repair OF the Close-Out and the Edge Seal OF the AFT Inner Acoustic Liner	250

NO. 1 AND NO. 2 BEARING SUPPORT SCAVENGE, DRAIN AND AIR TUBES REPAIR

Section NO.1 AND NO.2 BEARING SUPPORT ASSEMBLY
 ATA-Chapter 72-22-08
 TAT not to exceed
 Minimum Qty. [ea]

Part Number(s)

335-008-601-0 335-008-602-0

Offered Repair (as applicable to PN)

Repair No.	Repair Description	Price Per ea.USD
00	CLEANING & INSPECTION	100
001	REPLACEMENT OF WASHERS ON AIR PRESSURIZING TUBES	220

RETAINING NUTS

Section
ATA-Chapter
TAT not to exceed
Minimum Qty. [ea]

NO.1 AND NO.2 BEARING SUPPORT ASSEMBLY
 72-22-13

Part Number(s)

301-537-905-0 301-298-006-0

Offered Repair (as applicable to PN)

Repair No.	Repair Description	Price Per ea.USD
00	CLEANING & INSPECTION	100
001	REPLACEMENT OF SILVER PLATING ON NO. 1 BEARING OUTER RACE AND	470
002	REPAIR OF THE SILVER PLATE MATING FACES OF THE RETAINING NUTS	610

FAN FRAME ASSEMBLY

Section
ATA-Chapter
TAT not to exceed
Minimum Qty. [ea]

FAN FRAME ASSEMBLY
 72-23-01

Part Number(s)

335-034-0956-0 335-034-932-0 335-034-935-0 335-034-941-0 335-034-947-0 335-034-928-0 335-034-933-0 335-034-936-0 335-034-945-0

335-034-931-0 335-034-934-0 335-034-937-0 335-034-946-0 335-034-964-0

Offered Repair (as applicable to PN)

Repair No.	Repair Description	Price Per ea.USD
00	CLEANING & INSPECTION	750
001	REPLACEMENT OF RIVETED SELF-LOCKING NUTS	400
002	REPLACEMENT OF RING-LOCKED STUDS	200
003	REPLACEMENT OF SWAGED SELF-LOCKING INSERTS	400
004	RECONDITIONING OF NO. 3 BEARING SUPPORT LOCATING DIAMETER	1500
028	REMOVAL OF THE OXIDATION DEFECTS ON THE SURFACES OF FAN FRAME	300
029	REPLACEMENT OF THE HI-LOK-TYPE FASTENER ITEMS	800
032	REPLACEMENT OF CRIMPED SELF-LOCKING SHANK NUTS	500
033	RECONDITIONING OF THE ENGINE FORWARD MOUNT FITTING	2500
034	REPLACEMENT OF THE FAN FRAME CENTERING PIN	500
035	RECONDITIONING OF THE RING-LOCKED STUD HOLE RECESSES	300
041	REPLACEMENT OF THE MOUNT BRACKETS	1300

FAN INLET CASE

Section
ATA-Chapter
TAT not to exceed
Minimum Qty. [ea]

FAN FRAME ASSEMBLY
 72-23-02

Part Number(s)

335-019-265-6 335-019-268-6 335-019-270-6 335-019-282-6 335-019-286-6 335-019-297-6 335-111-301-6 335-111-303-6 335-111-302-6

335-019-267-6 335-019-269-6 335-019-271-6 335-019-285-6 335-019-289-6 335-019-298-6

Offered Repair (as applicable to PN)

Repair No.	Repair Description	Price Per ea.USD
00	CLEANING & INSPECTION	600
001	REPLACEMENT OF SWAGED SELF-LOCKING INSERTS	700
002	PARTIAL RECONDITIONING OF ABRADABLE EPOXY LINER*	2100
010	REPLACEMENT OF AGB RESILIENT MOUNT DAMPER ASSEMBLIES	650
012	PARTIAL REPLACEMENT OF THE ABRADABLE LINER	300

*partially can be done

FAN OUTLET GUIDE VANE

Section
ATA-Chapter
TAT not to exceed
Minimum Qty. [ea]

FAN FRAME ASSEMBLY
 72-23-03

Part Number(s)

335-034-501-0 335-034-503-0 335-034-605-0 335-034-621-0 335-034-623-0 335-034-701-0 335-034-703-0 335-104-707-0 335-034-702-0
 335-034-502-0 335-034-604-0 335-034-606-0 335-034-622-0 335-034-624-0

Offered Repair (as applicable to PN)

Repair No.	Repair Description	Price Per ea.USD
00	CLEANING & INSPECTION	30
001	BLEND REPAIR OF THE AIRFOIL AND PLATFORM OF THE ALUMINUM FAN	50
002	RECONDITIONING OF PROTECTIVE COATINGS ON THE ALUMINUM FAN	70
006	FULL REPLACEMENT OF THE FILM COATING	120
007	REPLACEMENT OF THE METALLIC LEADING EDGE	70
008	REMOVAL OF CORROSION AND REPAIR OF PROTECTIVE COATING	65
009	REPAIR OF THE VANE ROOT FACES CONVEX SIDE BY PLASMA	175

FAN OUTLET GUIDE VANE INNER SHROUD ASSEMBLY

Section
ATA-Chapter
TAT not to exceed
Minimum Qty. [ea]

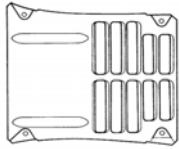
FAN FRAME ASSEMBLY
 72-23-04

Part Number(s)

335-011-004-0 335-011-005-0 335-011-006-0 335-011-020-0 335-011-021-0

Offered Repair (as applicable to PN)

Repair No.	Repair Description	Price Per ea.USD
00	CLEANING & INSPECTION	100
002	REPLACEMENT OF RIVETED SELF-LOCKING NUTS	450

FAN DUCT PANELS

Section
ATA-Chapter
TAT not to exceed
Minimum Qty. [ea]

FAN FRAME ASSEMBLY
 72-23-07

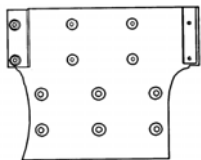
Part Number(s)

301-473-720-0 305-082-809-0 335-031-201-0 335-031-301-0 335-031-501-0 335-031-601-0 335-034-101-0 335-034-201-0 335-084-803-0
 301-473-725-0 305-082-812-0 335-031-211-0 335-031-311-0 335-031-502-0 335-031-611-0 335-034-111-0 335-034-209-0 335-084-903-0
 335-085-003-0 335-085-103-0

Offered Repair (as applicable to PN)

Repair No.	Repair Description	Price Per ea.USD
00	CLEANING & INSPECTION	150
001	REPAIR OF CRACKS BY WELDING	450
002	REPLACEMENT OF THE BLANKING PLATE	450

FAN CASE ACOUSTICAL PANELS



Section
ATA-Chapter
TAT not to exceed
Minimum Qty. [ea]

FAN FRAME ASSEMBLY
 72-23-08

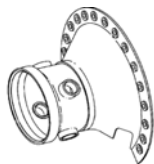
Part Number(s)

335-011-303-0 335-017-212-0 335-017-409-0 335-022-903-0 335-038-009-0 335-038-112-0 335-038-303-0 335-063-111-0 335-063-616-0
 335-011-305-0 335-017-303-0 335-017-410-0 335-022-904-0 335-038-010-0 335-038-115-0 335-038-304-0 335-063-113-0 335-063-613-0
 335-011-307-0 335-017-304-0 335-017-413-0 335-022-908-0 335-038-012-0 335-038-203-0 335-038-310-0 335-063-115-0 335-063-611-0
 335-011-903-0 335-017-310-0 335-017-416-0 335-022-909-0 335-038-015-0 335-038-204-0 335-038-311-0 335-063-606-0 335-063-610-0
 335-011-904-0 335-017-312-0 335-022-802-0 335-022-911-0 335-038-103-0 335-038-210-0 335-038-313-0 335-063-607-0 335-063-109-0
 335-017-202-0 335-017-315-0 335-022-806-0 335-022-914-0 335-038-104-0 335-038-212-0 335-038-316-0 335-063-104-0 335-038-110-0
 335-017-207-0 335-017-403-0 335-022-808-0 335-038-003-0 335-038-109-0 335-038-215-0 335-038-217-0 335-038-004-0 335-022-811-0
 335-017-209-0 335-017-404-0

Offered Repair (as applicable to PN)

Repair No.	Repair Description	Price Per ea.USD
00	CLEANING & INSPECTION	20
002	PARTIAL REPAIR OF TEDLAR FILM ON THE ACOUSTICAL PANELS BY ANTI-	180
003	REPLACEMENT OF THE COMPONENTS AT THE ATTACHMENT POINTS ON	220
004	REPLACEMENT OF COMPONENTS AT ATTACHMENT POINTS OF MID	180
005	REPLACEMENT OF THE COMPONENTS AT THE ATTACHMENT POINTS	180
006	REPAIR OF THROUGH DEFECTS WITH A TOTAL SURFACE AREA LESS THAN 1	220

FAN FRAME ASSEMBLY NO. 3 BEARING FORWARD STATIONARY OIL SEAL



Section
ATA-Chapter
TAT not to exceed
Minimum Qty. [ea]

FAN FRAME ASSEMBLY
 72-23-19

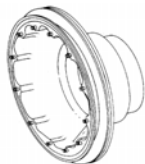
Part Number(s)

9336M78G01 9339M40G01 9339M40G03 9339M40G04 9339M40G05

Offered Repair (as applicable to PN)

Repair No.	Repair Description	Price Per ea.USD
00	CLEANING & INSPECTION	200
006	TEFLON SEAL REPLACEMENT	600
007	ADHESIVE FILLET CRACK REPAIR	800

NO. 3 BEARING AFT STATIONARY SEAL



Section
ATA-Chapter
TAT not to exceed
Minimum Qty. [ea]

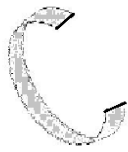
FAN FRAME ASSEMBLY
 72-23-20

Part Number(s)

1278M61G02 1279M53G02 1663M19G05 1663M83G01 1663M83G19 1663M90G01 1960M96G03 1960M96G12 1960M96G44
 1279M52G03 1279M53G03 1663M19G07 1663M83G05 1663M83G20 1663M90G05 1960M96G04 1960M96G14 1960M96G46
 1279M52G05 1279M53G04 1663M19G08 1663M83G07 1663M83G23 1663M90G07 1960M96G05 1960M96G15 1960M96G47
 1279M52G06 1279M53G06 1663M19G10 1663M83G08 1663M83G24 1663M90G08 1960M96G06 1960M96G16 1960M96G48
 1279M52G07 1663M19G01 1663M19G11 1663M83G11 1663M83G25 1663M90G09 1960M96G07 1960M96G17 1960M96G49
 1663M83G13 1663M83G17 1663M19G13 1663M83G12 1663M83G27 1663M90G10 1960M96G08 1960M96G18 1960M96G51
 1663M90G11 1663M90G17 1663M90G19 1663M90G22 1663M91G03 1960M96G01 1960M96G09 1960M96G20 1960M96G53
 1663M90G15 1663M90G18 1663M90G20 1663M91G01 1663M91G04 1960M96G02 1960M96G10 1960M96G22 1960M96G54
 1960M96G23 1960M96G25 1960M96G28 1960M96G30 1960M96G32 1960M96G36 1960M96G39 1960M96G41 1960M96G57
 1960M96G24 1960M96G26 1960M96G29 1960M96G31 1960M96G34 1960M96G38 1960M96G40 1960M96G42 9339M50G03
 9339M50G04

Offered Repair (as applicable to PN)

Repair No.	Repair Description	Price Per ea.USD
00	CLEANING & INSPECTION	400
001	REPLACEMENT OF ABRADABLE SEAL	1700
003	REPAIR OF ABRADABLE SEAL	1100
008	REPAIR OF THE NO. 3 BEARING AFT STATIONARY AIR/OIL SEAL RESIN LOSS	800
009	REPAIR OF DELAMINATED BANDS	1500

SPLITTER FAIRING

Section FAN FRAME ASSEMBLY
 ATA-Chapter 72-23-23
 TAT not to exceed
 Minimum Qty. [ea]

Part Number(s)

335-003-802-0 335-003-806-0 335-003-821-0 335-003-822-0

Offered Repair (as applicable to PN)

Repair No.	Repair Description	Price Per ea.USD
00	CLEANING & INSPECTION	100
001	TOUCHUP OR REPLACEMENT OF SULFURIC ANODIZING	650
006	REPAIR OF ATTACHMENT HOLE BY BUSHING	700

COMPRESSOR ROTOR SPOOL, STAGES 1 AND 2

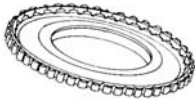
Section COMPRESSOR ROTOR ASSEMBLY
 ATA-Chapter 72-31-04
 TAT not to exceed
 Minimum Qty. [ea]

Part Number(s)

1589M66G01 1589M66G03 9992M60G05 9992M60G06 1589M66G02 2411M21G01 9992M60G05 9992M60G07

Offered Repair (as applicable to PN)

Repair No.	Repair Description	Price Per ea.USD
00	CLEANING & INSPECTION	900
001	REPAIR OF COATINGS ON SEAL TEETH	650
006	REPAIR OF THE MOLYDAG 254 N COATING ON STAGE 1 AND STAGE 2	750

COMPRESSOR ROTOR DISK, STAGE 3

Section COMPRESSOR ROTOR ASSEMBLY
 ATA-Chapter 72-31-05
 TAT not to exceed
 Minimum Qty. [ea]

Part Number(s)

9940M55P08 9940M55P09 9940M55P15 9940M55P13

Offered Repair (as applicable to PN)

Repair No.	Repair Description	Price Per ea.USD
00	CLEANING & INSPECTION	1500

COMPRESSOR ROTOR SPOOL, STAGES 4-9

Section
ATA-Chapter
TAT not to exceed
Minimum Qty. [ea]

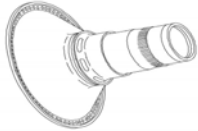
COMPRESSOR ROTOR ASSEMBLY
72-31-06

Part Number(s)

1277M97G02 1277M97G03 1358M94G01 1588M89G03 1590M29G01 9513M93G06
9513M93G08 9513M93G09 9513M93G10 9513M93G11

Offered Repair (as applicable to PN)

Repair No.	Repair Description	Price Per ea.USD
00	CLEANING & INSPECTION	900
001	REPAIR OF COATINGS ON THE SEAL TEETH	2850

COMPRESSOR ROTOR SHAFT

Section
ATA-Chapter
TAT not to exceed
Minimum Qty. [ea]

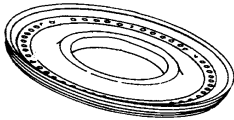
COMPRESSOR ROTOR ASSEMBLY
72-31-07

Part Number(s)

1275M37P01 1590M30G01 1590M30G03 1590M32G01 1590M32G03 9511M57P01
1275M37P02 1590M30G02 1590M30G04 1590M32G02 1590M32G04

Offered Repair (as applicable to PN)

Repair No.	Repair Description	Price Per ea.USD
00	CLEANING & INSPECTION	500
001	REPAIR OF COATINGS ON SEAL TEETH	1300
004	REPAIR OF THE LOCKING LUG SLOTS	1100

COMPRESSOR ROTOR REAR ROTATING (CDP) AIR SEAL

Section
ATA-Chapter
TAT not to exceed
Minimum Qty. [ea]

COMPRESSOR ROTOR ASSEMBLY
72-31-08

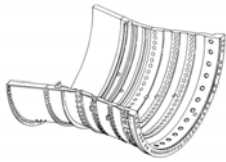
Part Number(s)

1319M25P01 1319M25P02 1359M32P01 9514M68P01

Offered Repair (as applicable to PN)

Repair No.	Repair Description	Price Per ea.USD
00	CLEANING & INSPECTION	500
001	REPAIR OF COATINGS ON SEAL TEETH	1700
003	REPAIR OF THE FORWARD OR AFT RABBIT DIAMETER	2100

COMPRESSOR FRONT STATOR CASE



Section COMPRESSOR FRONT STATOR ASSEMBLY
ATA-Chapter 72-32-01
TAT not to exceed
Minimum Qty. [ea]

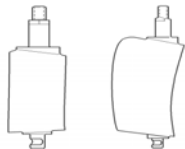
Part Number(s)

9992M69G40 9513M64G02

Offered Repair (as applicable to PN)

Repair No.	Repair Description	Price Per ea.USD
00	CLEANING & INSPECTION	30
005	REPLACEMENT OF WELDED BAR-TYPE VANE SECTOR STOP WITHSPRING-	250

COMPRESSOR VARIABLE STATOR VANES



Section COMPRESSOR FRONT STATOR ASSEMBLY
ATA-Chapter 72-32-02
TAT not to exceed
Minimum Qty. [ea]

Part Number(s)

P201P01 P201P05 P201P16 P202P09 P213P01 P223P04 P242P01 P251P03 P251P08
P201P02 P201P06 P202P01 P202P10 P213P02 P223P07 P242P02 P251P04 P252P03
P201P03 P201P07 P202P02 P210P01 P223P01 P223P08 P243P01 P251P05 P252P04
P201P04 P201P08 P202P03 P210P02 P223P02 P241P01 P243P02 P251P06 P253P07
P253P09 P201P15 P202P04 P210P04 P223P03 P241P02 P253P10 P253P08 P251P07
P250P01

Offered Repair (as applicable to PN)

Repair No.	Repair Description	Price Per ea.USD
00	CLEANING & INSPECTION	10
001	BLENDED OF VANE LEADING AND TRAILING EDGES	50

COMPRESSOR STATOR VANE SECTORS



Section COMPRESSOR FRONT STATOR ASSEMBLY
ATA-Chapter 72-32-03
TAT not to exceed
Minimum Qty. [ea]

Part Number(s)

1282M25G02 9526M64G07 9526M64G12 9526M65G10 9526M65G18 9978M92G13 P254G02 P255G03 9978M92G06
1282M25G03 9526M64G08 9526M64G15 9526M65G11 9526M65G19 9978M92G14 P254G03 P255G04 9526M65G17
1282M25G04 9526M64G09 9526M64G16 9526M65G12 9526M65G20 9978M92G17 P254G04 P255G02 9526M65G09
1282M25G05 9526M64G10 9526M64G17 9526M65G16 9978M92G05 9978M92G18 P255G01 P254G01 9526M64G11
1282M25G06

Offered Repair (as applicable to PN)

Repair No.	Repair Description	Price Per ea.USD
00	CLEANING & INSPECTION	30
002	BLENDED OF VANE LEADING AND TRAILING EDGES	60
005	COMPRESSOR STATOR, STAGES 4 AND 5 - INNER BAND SEAL SLOT WELD	125

COMPRESSOR STATOR SHROUDS, STAGE 1 THRU STAGE 3 VANES



Section COMPRESSOR FRONT STATOR ASSEMBLY
ATA-Chapter 72-32-07
TAT not to exceed
Minimum Qty. [ea]

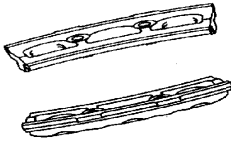
Part Number(s)

1277M91G01 9992M65G06 1277M91G06 1358M63G02 2039M59G01 2039M59G08 9994M18G03 9994M18G08 9994M19G03
1277M91G02 9992M65G07 1277M91G07 1358M63G03 2039M59G02 2039M59G09 9994M18G04 9994M18G09 9994M19G04
1277M91G03 9992M65G08 1277M91G08 1358M63G04 2039M59G03 2039M59G10 9994M18G05 9994M18G10 9994M18G12
1277M91G04 9992M65G09 1277M91G10 1358M63G07 2039M59G04 9992M65G11 9994M18G06 9994M18G11 9994M18G07
1277M91G05 9992M65G10 1358M63G01 1358M63G08 2039M59G07 9992M65G12

Offered Repair (as applicable to PN)

Repair No.	Repair Description	Price Per ea.USD
00	CLEANING & INSPECTION	10
002	FORWARD AND AFT RAIL REPAIR	25
004	REPLACEMENT OF THE ANTI-ROTATION PINS	33

COMPRESSOR STATOR STAGE 5 BLEED MANIFOLD SEGMENTS



Section
ATA-Chapter
TAT not to exceed
Minimum Qty. [ea]

COMPRESSOR FRONT STATOR ASSEMBLY
 72-32-12

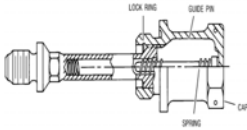
Part Number(s)

1285M50P01	1285M53P02	1317M62P01	1317M68P01	1317M69P02	1318M32P01	9969M64P01	9969M64P05	9969M64P04
1285M51P01	1285M54P01	1317M63P01	1317M68P02	1317M69P03	1318M33P01	9969M64P02	9969M64P06	1318M34P01
1285M52P01	1317M60P01	1317M63P02	1317M68P03	1318M30P01	1318M33P02	9969M64P03	9969M64P07	1318M31P01
1285M53P01	1317M61P01	1317M64P01	1317M69P01					

Offered Repair (as applicable to PN)

Repair No.	Repair Description	Price Per ea.USD
00	CLEANING & INSPECTION	25
001	COMPRESSOR STATOR STAGE 5 BLEED MANIFOLD SEGMENTS	100

Stage 1 Shroud Hanger COMPRESSOR FRONT STATOR HARDWARE



Section
ATA-Chapter
TAT not to exceed
Minimum Qty. [ea]

COMPRESSOR FRONT STATOR ASSEMBLY
 72-32-20

Part Number(s)

9992M86G07	9992M86G08
------------	------------

Offered Repair (as applicable to PN)

Repair No.	Repair Description	Price Per ea.USD
00	CLEANING & INSPECTION	75
001	Wear Repair	400

COMPRESSOR STATOR REAR CASE



Section
ATA-Chapter
TAT not to exceed
Minimum Qty. [ea]

COMPRESSOR REAR STATOR ASSEMBLY
 72-33-01

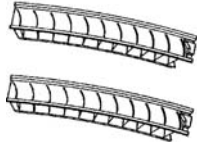
Part Number(s)

1316M51G01 1316M51G03 1316M51G05 1559M70G01 1559M70G02 9528M16G06 9528M16G07 9528M16G08

Offered Repair (as applicable to PN)

Repair No.	Repair Description	Price Per ea.USD
00	CLEANING & INSPECTION	800
005	Rub Coating Repair	3300
003	REPAIR OF LINERLESS STATOR CASE AFT FLANGE RABBET DIA	2600
006	REPAIR OF FORWARD LIP OUTER (PILOT) DIAMETER	3000

COMPRESSOR REAR STATOR VANE SECTORS



Section
ATA-Chapter
TAT not to exceed
Minimum Qty. [ea]

COMPRESSOR REAR STATOR ASSEMBLY
 72-33-02

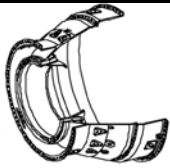
Part Number(s)

1476M26G01 1476M28G03 9512M27G05 9512M28G10 9993M86G19 9993M87G20 P206G02 P207G04 P208G06
 1476M26G02 1476M28G04 9512M27G07 9512M28G11 9993M86G20 9993M87G21 P206G03 P207G05 P256G01
 1476M26G03 9512M26G05 9512M27G08 9512M28G12 9993M86G21 9993M87G22 P206G04 P207G06 P256G02
 1476M26G04 9512M26G07 9512M27G09 9512M28G13 9993M86G22 9993M88G15 P206G05 P207G07 P256G03
 1476M27G01 9512M26G08 9512M27G10 9512M28G17 9993M87G13 9993M88G17 P206G06 P207G08 P256G04
 1476M27G02 9512M26G09 9512M27G11 9512M28G18 9993M87G14 9993M88G19 P206G07 P208G01 P256G05
 1476M27G03 9512M26G10 9512M27G14 9993M86G13 9993M87G15 9993M88G20 P206G08 P208G02 P256G06
 1476M27G04 9512M26G11 9512M27G15 9993M86G14 9993M87G17 9993M88G21 P207G01 P208G03 P256G07
 1476M28G01 9512M26G14 9512M28G05 9993M86G17 9993M87G18 9993M88G22 P207G02 P208G04 P256G08
 1476M28G02 9512M26G15 9512M28G09 9993M86G18 9993M87G19 P206G01 P207G03 P208G05 P257G01
 P257G02 P257G03 P257G04 P258G01 P258G02 P258G03

Offered Repair (as applicable to PN)

Repair No.	Repair Description	Price Per ea.USD
00	CLEANING & INSPECTION	30
001	Repleacment of The Outer Platform Wear Coating	160
002	BLENDING OF VANE LEADING AND TRAILING EDGES	150
005	INNER BAND SEAL SLOT CRIMP WELD REPAIR	910*
011	REPLACEMENT OF THE HONEYCOMB SEALS ON THE VANE ASSEMBLIES	190

*Per set

COMBUSTION CASE

Section
ATA-Chapter
TAT not to exceed
Minimum Qty. [ea]

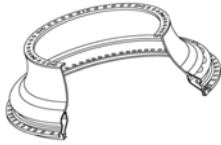
COMBUSTION ASSEMBLY
72-41-01

Part Number(s)

1285M90G01	1285M90G13	1808M78G05	9523M17G10	9523M17G14	9529M99G04	9523M17G12	9529M99G02	9529M99G08
1285M90G08	1359M77G03	1808M78G06	9523M17G11	9523M17G15	9529M99G05	9523M17G13	9529M99G03	9529M99G09
1285M90G09	1359M77G05	1808M78G09	9523M17G11	9529M99G02	9529M99G07	1808M78G03	1808M78G12	1285M90G12
1285M90G11	1359M77G06	1808M78G11						

Offered Repair (as applicable to PN)

Repair No.	Repair Description	Price Per ea.USD
00	CLEANING & INSPECTION	800
001	REPAIR OF THREADED HOLES IN BOSSES AND PADS	1100

HIGH PRESSURE TURBINE NOZZLE FORWARD INNER SUPPORT

Section
ATA-Chapter
TAT not to exceed
Minimum Qty. [ea]

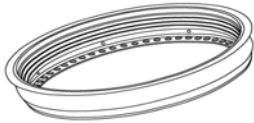
COMBUSTION ASSEMBLY
72-41-02

Part Number(s)

1275M71G09	1476M15G03	1808M30G01	1808M30G06	1808M30G11	9529M97G06	9529M97G10	9529M97G14	1476M15G02
1275M71G11	1476M15G04	1808M30G03	1808M30G08	1808M30G12	9529M97G07	9529M97G11	9529M97G15	1476M15G07
1317M70G01	1476M15G06	1808M30G04	1808M30G09	9529M97G02	9529M97G08	9529M97G12	9529M97G16	1808M30G05
1808M30G10	9529M97G05	9529M97G09	9529M97G13					

Offered Repair (as applicable to PN)

Repair No.	Repair Description	Price Per ea.USD
00	CLEANING & INSPECTION	800
002	AFT FLANGE DIMENSIONAL RESTORATION OF HIGH PRESSURE TURBINE	1650
011	BLEND REPAIR OF THE INNER INDUCER SUPPORT LEG	350

HIGH PRESSURE TURBINE INNER STATIONARY SEAL

Section
ATA-Chapter
TAT not to exceed
Minimum Qty. [ea]

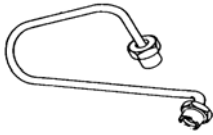
COMBUSTION ASSEMBLY
72-41-03

Part Number(s)

1285M67G01	1285M67G03	1498M94G02	1498M94G04	9523M68G04	1498M94G05	1498M94G07	1498M94G06	1498M94G08
1285M67G02	1498M94G01	1498M94G03	1784M98G01	9523M68G05				

Offered Repair (as applicable to PN)

Repair No.	Repair Description	Price Per ea.USD
00	CLEANING & INSPECTION	250
001	REPLACEMENT OF HONEYCOMB ON THE HIGH PRESSURE TURBINE INNER	3400

FUEL MANIFOLD

Section
ATA-Chapter
TAT not to exceed
Minimum Qty. [ea]

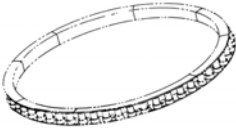
COMBUSTION ASSEMBLY
72-41-04

Part Number(s)

All tube fitting nuts with silver plating or MoS2 dry film lubricant are applicable to this repair.

Offered Repair (as applicable to PN)

Repair No.	Repair Description	Price Per ea.USD
00	CLEANING & INSPECTION	35
002	REPAIR OF THE TUBE FITTINGS NUTS BY APPLYING DRY FILM LUBRICANT	650

NUT SHIELD, HIGH PRESSURE TURBINE NOZZLE SUPPORT

Section
ATA-Chapter
TAT not to exceed
Minimum Qty. [ea]

COMBUSTION ASSEMBLY
72-41-06

Part Number(s)

9528M56G01 9528M57G01

Offered Repair (as applicable to PN)

Repair No.	Repair Description	Price Per ea.USD
00	CLEANING & INSPECTION	125
002	REPLACEMENT OF DAMAGED SWAGED NUTS	600

HIGH PRESSURE TURBINE SUPPORT BOLT EROSION SHIELD

Section
ATA-Chapter
TAT not to exceed
Minimum Qty. [ea]

COMBUSTION ASSEMBLY
72-41-09

Part Number(s)

1275M68G01

Offered Repair (as applicable to PN)

Repair No.	Repair Description	Price Per ea.USD
00	CLEANING & INSPECTION	5
001	RE-FORMING REPAIR OF BENT BOLT EROSION SHIELD	54*

* Per Bolt

GANG CHANNEL NUT ASSEMBLY



Section
ATA-Chapter
TAT not to exceed
Minimum Qty. [ea]

COMBUSTION ASSEMBLY
72-41-10

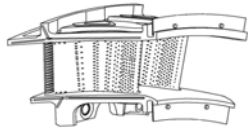
Part Number(s)

9232M90P06 9232M90P07 9232M90P08 9232M90P09

Offered Repair (as applicable to PN)

Repair No.	Repair Description	Price Per ea.USD
00	CLEANING & INSPECTION	250
001	REPLACEMENT OF GANG CHANNEL NUTS	600

HIGH PRESSURE TURBINE NOZZLE SEGMENT



Section
ATA-Chapter
TAT not to exceed
Minimum Qty. [ea]

HIGH PRESSURE TURBINE NOZZLE ASSEMBLY
72-51-01

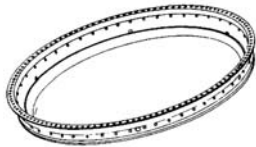
Part Number(s)

1285M97G01 1957M38G04 1285M97G12 1317M36G11 1476M30G05 2002M64G05 2080M29G03 2084M28G01 736L684P04
 1285M97G03 2002M64G01 1317M36G01 1317M36G12 1476M30G07 2002M64G07 2080M29G04 2084M28G02 9527M50G01
 1285M97G04 2002M64G02 1317M36G03 1441M29G01 1476M31G01 2002M65G01 2080M29G05 736L684P01 9527M50G03
 1285M97G05 2002M64G03 1317M36G04 1441M29G06 1957M38G01 2080M29G01 2080M29G06 736L684P02 9527M50G04
 1285M97G11 2002M64G04 1317M36G05 1476M30G01 1957M38G03 2080M29G02 2080M29G07 736L684P03 9527M50G05
 9527M50G06 9527M50G07 9527M50G10 9527M50G11 9527M50G12 9527M50G14 9527M50G15

Offered Repair (as applicable to PN)

Repair No.	Repair Description	Price Per ea.USD
00	CLEANING & INSPECTION	150
002	BUSHING AND NUT REPLACEMENT	400
003	REPLACEMENT OF SEALS AND SEAL PINS	600

HIGH PRESSURE TURBINE NOZZLE OUTER SUPPORT



Section
ATA-Chapter
TAT not to exceed
Minimum Qty. [ea]

HIGH PRESSURE TURBINE NOZZLE ASSEMBLY
72-51-02

Part Number(s)

1283M11G01 1441M32P05 1523M82P03 9523M63G01 9999M78P06 1441M32P04 1523M82P02 1784M78G01 9523M63G05
 1441M32P01 1441M32P06 1523M82P04 9523M63G02 9999M78P07 1441M32P03 1523M82P01 1523M88G02 9523M63G04
 1441M32P02 1441M32P07 1523M88G01 9523M63G03 9999M78P09 9999M78P10

Offered Repair (as applicable to PN)

Repair No.	Repair Description	Price Per ea.USD
00	CLEANING & INSPECTION	400
001	REPAIR THE HPT TURBINE NOZZLE OUTER SUPPORT	2200
008	FORWARD FLANGE FACE REPAIR FOR WASPALOY IN AREA L	*2100
009	FORWARD FLANGE FACE REPAIR FOR INCONEL 718/RENE 41 BIMETAL HPT OUTER NOZZLE SUPPORTS (COATED).	*1800
010	FORWARD FLANGE FACE REPAIR FOR RENE 41 HPT OUTER NOZZLE SUPPORTS (COATED)	* 3450
019	DIAMETER D REPAIR	800

* partially can be done

HIGH PRESSURE TURBINE NOZZLE AFT INNER SUPPORT

Section
ATA-Chapter
TAT not to exceed
Minimum Qty. [ea]


HIGH PRESSURE TURBINE NOZZLE ASSEMBLY
72-51-03

Part Number(s)

1283M89G02 1316M38G01 1316M38G02 9212M36G03 9212M36G04 9523M22G01 9523M22G02

Offered Repair (as applicable to PN)

Repair No.	Repair Description	Price Per ea.USD
00	CLEANING & INSPECTION	250
001	REPLACEMENT OF SHANK NUTS ON THE AFT INNER SUPPORT (SUPPORT)	800
002	REPLACE THE PINS	500

HIGH PRESSURE TURBINE AFT OUTER SEAL SUPPORT

Section
ATA-Chapter
TAT not to exceed
Minimum Qty. [ea]

HIGH PRESSURE TURBINE NOZZLE ASSEMBLY
72-51-04

Part Number(s)

1283M87G01 1283M87G02 1285M66G01 1285M66G02 1285M66G03 1285M66G04 1285M66G05 1498M95G02 1498M95G03
1498M95G04 1808M66G01 1808M66G02 1808M66G03 1808M66G04 9993M67G02 9993M67G04

Offered Repair (as applicable to PN)

Repair No.	Repair Description	Price Per ea.USD
00	CLEANING & INSPECTION	300
001	REPLACEMENT OF HARDCOAT ON HIGH PRESSURE TURBINE (HPT) AFT	1800
005	CRACK REPAIR	700

HIGH PRESSURE TURBINE AFT OUTER STATIONARY SEAL

Section
ATA-Chapter
TAT not to exceed
Minimum Qty. [ea]

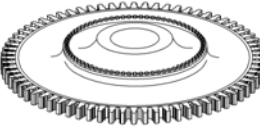
HIGH PRESSURE TURBINE NOZZLE ASSEMBLY
72-51-05

Part Number(s)

9526M20G02 9526M20G04 9526M20G07

Offered Repair (as applicable to PN)

Repair No.	Repair Description	Price Per ea.USD
00	CLEANING & INSPECTION	300
003	REPLACEMENT OF HONEYCOMB SEALS	2600

HIGH PRESSURE TURBINE ROTOR DISK

Section
ATA-Chapter
TAT not to exceed
Minimum Qty. [ea]

HPT ROTOR ASSEMBLY
72-52-02

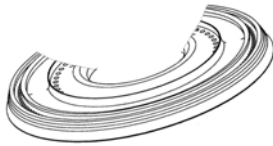
Part Number(s)

1475M29P01 1475M29P02 1475M29P03 9514M69P01 9514M69P04 9514M69P05 9514M69P06 9514M69P09

Offered Repair (as applicable to PN)

Repair No.	Repair Description	Price Per ea.USD
00	CLEANING & INSPECTION	2000
001	REPLACEMENT OF DISK SHANK NUTS	900

HIGH PRESSURE TURBINE ROTOR FRONT ROTATING AIR SEAL



Section HPT ROTOR ASSEMBLY
 ATA-Chapter 72-52-03
 TAT not to exceed
 Minimum Qty. [ea]

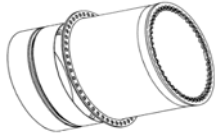
Part Number(s)

1275M32P01 1282M72P02 1282M72P03 1282M72P04 1282M72P05 1282M72P05 1275M32P01 1282M72P02 1282M72P04
 1282M72P05 1282M72P07

Offered Repair (as applicable to PN)

Repair No.	Repair Description	Price Per ea.USD
00	CLEANING & INSPECTION	1500
001	SEAL TEETH COATING REPLACEMENT	2650
002	REPAIR OF ILLEGIBLE PART MARKINGS	100

HIGH PRESSURE TURBINE ROTOR FRONT SHAFT



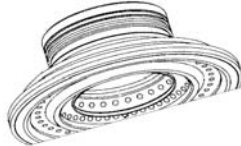
Section HPT ROTOR ASSEMBLY
 ATA-Chapter 72-52-04
 TAT not to exceed
 Minimum Qty. [ea]

Part Number(s)

9514M72P02 9514M72P03 1282M34P02 1282M71P01 1441M26P02 1441M26P03 1385M90P01 1385M90P04

Repair No.	Repair Description	Price Per ea.USD
00	CLEANING & INSPECTION	1300

HIGH PRESSURE TURBINE ROTOR REAR SHAFT



Section HPT ROTOR ASSEMBLY
 ATA-Chapter 72-52-05
 TAT not to exceed
 Minimum Qty. [ea]

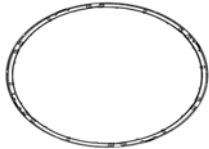
Part Number(s)

9514M71P04 9514M71P05 9514M71P06 9514M71P07 1864M91P02

Offered Repair (as applicable to PN)

Repair No.	Repair Description	Price Per ea.USD
00	CLEANING & INSPECTION	350
001	REPLACEMENT OF SEAL TEETH COATING	2450

HIGH PRESSURE TURBINE SHROUD/LOW PRESSURE TURBINE NOZZLE SUPPORT ASSEMBLY



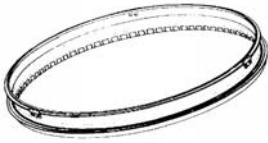
Section HPT SHROUD AND STAGE 1 LPT NOZZLE ASSEMBLY
 ATA-Chapter 72-53-02
 TAT not to exceed
 Minimum Qty. [ea]

Part Number(s)

1318M95G01 1499M74G03 1499M74G06 1667M55G01 9528M88G06 9528M88G09 9528M88G17 9528M88G21 9528M88G25
 1498M29G02 1499M74G04 1499M74G07 1667M55G02 9528M88G07 9528M88G14 9528M88G19 9528M88G23 9528M88G24
 1498M29G03 1499M74G05 1499M74G08 1667M55G03 9528M88G08 9528M88G15 9528M88G20

Offered Repair (as applicable to PN)

Repair No.	Repair Description	Price Per ea.USD
00	CLEANING & INSPECTION	500
001	Replacement of Support Hanger Leaf Seals and Pins	1100
002	REPLACEMENT OF SUPPORT BUSHINGS	1000
003	REPLACE THE SLABBED HEAD BOLTS IN THE HPT SHROUD/LPT NOZZLE	1300
005	REPLACEMENT OF THE BORESCOPE BOSS	2700
006	STOP-DRILL OF THE BORESCOPE BOSS AND BUSHING HOLE CRACKS	1200
008	REPAIR THE HIGH PRESSURE TURBINE SHROUD SUPPORT ASSEMBLY	350
011	WELD REPAIR OF THE AFT RAIL	500
012	HIGH PRESSURE TURBINE STATOR AIR SHIELD REPAIR	

HIGH PRESSURE TURBINE SHROUD AIR IMPINGEMENT MANIFOLD

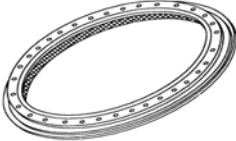
Section HPT SHROUD AND STAGE 1 LPT NOZZLE ASSEMBLY
ATA-Chapter 72-53-05
TAT not to exceed
Minimum Qty. [ea]

Part Number(s)

1277M55G01 9513M16G04

Offered Repair (as applicable to PN)

Repair No.	Repair Description	Price Per ea.USD
00	CLEANING & INSPECTION	800
004	AIR IMPINGEMENT MANIFOLD COLD WORK REPAIR	500

STAGE 1 LPT NOZZLE STATIONARY AIR SEAL

Section HPT SHROUD AND STAGE 1 LPT NOZZLE ASSEMBLY
ATA-Chapter 72-53-08
TAT not to exceed
Minimum Qty. [ea]

Part Number(s)

305-380-107-0

Offered Repair (as applicable to PN)

Repair No.	Repair Description	Price Per ea.USD
00	CLEANING & INSPECTION	250
001	REPLACEMENT OF HONEYCOMB	1000
003	RECONDITIONING OF NI, AL 5 PERCENT AL THERMAL COATING OF	1450

LOW PRESSURE TURBINE ROTOR BLADES



Section
ATA-Chapter
TAT not to exceed
Minimum Qty. [ea]

LPT ROTOR/STATOR ASSEMBLY
 72-54-02

Part Number(s)

301-330-213-0 301-330-217-0 301-330-224-0 301-330-228-0 301-330-317-0 301-330-322-0 301-330-423-0 301-330-431-0 301-330-436-0
 301-330-214-0 301-330-218-0 301-330-225-0 301-330-229-0 301-330-319-0 301-330-325-0 301-330-428-0 301-330-433-0 301-330-437-0
 301-330-215-0 301-330-221-0 301-330-226-0 301-330-315-0 301-330-320-0 301-330-326-0 301-330-429-0 301-330-434-0 301-330-438-0
 301-330-216-0 301-330-222-0 301-330-227-0 301-330-316-0 301-330-321-0 301-330-421-0 301-330-430-0 301-330-435-0 301-330-439-0

Offered Repair (as applicable to PN)

Repair No.	Repair Description	Price Per ea.USD
00	CLEANING & INSPECTION	15
001	AIRFOIL BLEND REPAIR	10

LOW PRESSURE TURBINE DISK, STAGES 1-4



Section
ATA-Chapter
TAT not to exceed
Minimum Qty. [ea]

LPT ROTOR/STATOR ASSEMBLY
 72-54-03

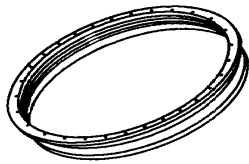
Part Number(s)

DISK, LPT ROTOR STG 1: 301-331-121-0 301-331-124-0
 DISK, LPT ROTOR STG 2: 301-331-221-0 301-331-224-0 301-331-226-0
 DISK, LPT ROTOR STG 3: 301-331-318-0 301-331-321-0 301-331-322-0
 DISK, LPT ROTOR STG 4: 301-331-419-0 301-331-425-0 301-331-427-0 301-331-429-0

Offered Repair (as applicable to PN)

Repair No.	Repair Description	Price Per ea.USD
00	CLEANING & INSPECTION	1000

LOW PRESSURE TURBINE SHROUD SUPPORT



Section
ATA-Chapter
TAT not to exceed
Minimum Qty. [ea]

LPT ROTOR/STATOR ASSEMBLY
72-54-04

Part Number(s)

301-555-227-0 301-555-228-0

Offered Repair (as applicable to PN)

Repair No.	Repair Description	Price Per ea.USD
00	CLEANING & INSPECTION	400
002	FILLING OF CRACKS ORIGINATING FROM AFT EDGE	1650

LOW PRESSURE TURBINE ROTOR SUPPORT



Section
ATA-Chapter
TAT not to exceed
Minimum Qty. [ea]

LPT ROTOR/STATOR ASSEMBLY
72-54-05

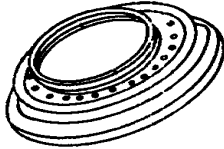
Part Number(s)

305-056-106-0 305-056-109-0 305-056-110-0 305-056-111-0 305-056-112-0 305-056-115-0 305-056-116-0 305-056-117-0 305-056-118-0
305-056-119-0 305-056-120-0 305-056-121-0 305-056-122-0 305-056-123-0 305-056-124-0

Offered Repair (as applicable to PN)

Repair No.	Repair Description	Price Per ea.USD
00	CLEANING & INSPECTION	450
002	RECONDITIONING OF STAGE 3 ROTATING AIR SEAL LOCATING DIAMETER	1250

LOW PRESSURE TURBINE ROTATING AIR SEALS



Section
ATA-Chapter
TAT not to exceed
Minimum Qty. [ea]

LPT ROTOR/STATOR ASSEMBLY
72-54-06

Part Number(s)

301-331-716-0 301-331-718-0 301-331-720-0 301-331-721-0 301-331-816-0 301-331-818-0 301-331-819-0 301-331-820-0 301-331-919-0
301-331-921-0 301-331-922-0 301-331-923-0 301-332-012-0 301-332-014-0 301-332-015-0 301-332-016-0

Offered Repair (as applicable to PN)

Repair No.	Repair Description	Price Per ea.USD
00	CLEANING & INSPECTION	200
001	REPAIR OF THE TITANIUM/ALUMINUM OXIDE COATING ON THE SEAL	1150
002	REPAIR OF RETAINING RING MATING FACE	1000

LOW PRESSURE TURBINE CASE



Section
ATA-Chapter
TAT not to exceed
Minimum Qty. [ea]

LPT ROTOR/STATOR ASSEMBLY
 72-54-07

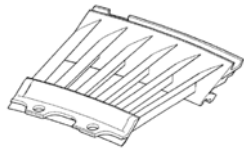
Part Number(s)

305-078-639-0 305-078-642-0 305-078-643-0 305-078-645-0 305-078-648-0 305-078-651-0 305-078-652-0 305-078-653-0 305-078-654-0

Offered Repair (as applicable to PN)

Repair No.	Repair Description	Price Per ea.USD
00	CLEANING & INSPECTION	750
001	REPLACEMENT OF RIVETED PARTS AND RIVETS	1200
006	RECONDITIONING OF LPT FRAME LOCATING DIAMETER	2600
014	RECONDITIONING OF THE AFTER NOZZLE MOUNT RAILS 2-4-6 BY PLASMA	3000
025	REPAIR OF CRACKS ON THE SHIELD SHROUD SECTORS OF THE LPT CASE BY	2200

LOW PRESSURE TURBINE NOZZLE SEGMENTS, STAGE 2-4



Section
ATA-Chapter
TAT not to exceed
Minimum Qty. [ea]

LPT ROTOR/STATOR ASSEMBLY
 72-54-08

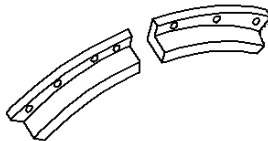
Part Number(s)

301-557-612-0 305-390-303-0 305-390-401-0 305-390-411-0 305-390-510-0 305-390-603-0 305-390-704-0 305-390-804-0 305-391-002-0
 301-557-612-0 305-390-304-0 305-390-403-0 305-390-501-0 305-390-511-0 305-390-604-0 305-390-705-0 305-390-805-0 305-391-003-0
 301-557-620-0 305-390-306-0 305-390-404-0 305-390-503-0 305-390-514-0 305-390-606-0 305-390-706-0 305-390-901-0 305-391-001-0
 301-557-708-0 305-390-307-0 305-390-406-0 305-390-504-0 305-390-517-0 305-390-607-0 305-390-801-0 305-390-902-0 305-390-803-0
 301-557-714-0 305-390-308-0 305-390-407-0 305-390-506-0 305-390-518-0 305-390-701-0 305-390-802-0 305-390-904-0 305-390-702-0
 305-390-301-0 305-390-311-0 305-390-408-0 305-390-507-0 305-390-601-0

Offered Repair (as applicable to PN)

Repair No.	Repair Description	Price Per ea.USD
00	CLEANING & INSPECTION	75
001	VANE AIRFOIL BLEND REPAIR	62
002	REPLACEMENT OF SLABBED HEAD BOLTS	42
010	Weld Build Up of Anti Rotation Slot Chamfers	238
018	REPAIR OF THE BOLT HOLES ON LPT NOZZLE SEGMENTS STAGES 2-4	197

LOW PRESSURE TURBINE INNER STATIONARY AIR SEALS



Section
ATA-Chapter
TAT not to exceed
Minimum Qty. [ea]

LPT ROTOR/STATOR ASSEMBLY
 72-54-09

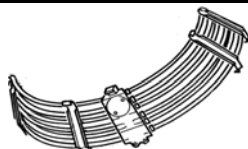
Part Number(s)

301-317-210-0 301-317-410-0 335-040-405-0 335-040-501-0 335-040-505-0 335-040-604-0 335-040-606-0 335-040-601-0 335-040-605-0
 301-317-308-0 335-040-403-0 335-040-407-0 335-040-504-0

Offered Repair (as applicable to PN)

Repair No.	Repair Description	Price Per ea.USD
00	CLEANING & INSPECTION	320
002	RECONDITIONING OF PLASMA COATING	
005	REPAIR OF THE BOLT HOLES	

LOW PRESSURE TURBINE COOLING AIR TUBE ASSEMBLIES



Section
ATA-Chapter
TAT not to exceed
Minimum Qty. [ea]

LPT ROTOR/STATOR ASSEMBLY
 72-54-11

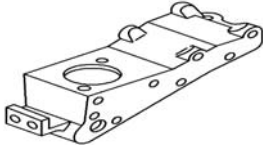
Part Number(s)

305-429-602-0 305-429-603-0 305-429-702-0 305-429-703-0 305-429-803-0 305-429-804-0 305-429-902-0 305-429-903-0

Offered Repair (as applicable to PN)

Repair No.	Repair Description	Price Per ea.USD
00	CLEANING & INSPECTION	500
001	REPLACEMENT OF COOLING AIR TUBES	600

LOW PRESSURE TURBINE COOLING AIR MANIFOLDS



Section
ATA-Chapter
TAT not to exceed
Minimum Qty. [ea]

LPT ROTOR/STATOR ASSEMBLY
 72-54-13

Part Number(s)

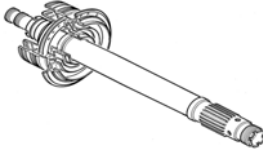
301-320-109-0 301-320-110-0

Offered Repair (as applicable to PN)

Repair No.	Repair Description	Price Per ea.USD
00	CLEANING & INSPECTION	150
001	REPLACEMENT OF SWAGED SELF-LOCKING INSERTS	350
002	SPOT TOUCHUP OR REPLACEMENT OF SURFACE COATINGS	*300
003	RECONDITIONING OF THE FRONT MOUNTING LUG	475
004	RECONDITIONING OF THE REAR MOUNTING LUG	475

*partially can be done

LOW PRESSURE TURBINE SHAFT



Section
ATA-Chapter
TAT not to exceed
Minimum Qty. [ea]

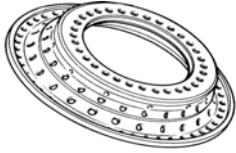
LOW PRESSURE TURBINE SHAFT ASSEMBLY
 72-55-01

Part Number(s)

301-330-046-0 301-330-047-0 301-330-060-0 301-330-061-0 301-330-065-0 301-330-066-0 301-330-067-0 305-419-205-0 305-419-206-0

Offered Repair (as applicable to PN)

Repair No.	Repair Description	Price Per ea.USD
00	CLEANING & INSPECTION	350
001	REPLACEMENT OF ALUMINUM PAINT	1400
013	REPLACEMENT OF BONDED RIBS	750

LOW PRESSURE TURBINE STUB SHAFT

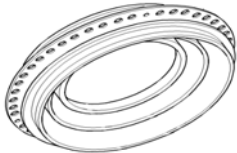
Section LOW PRESSURE TURBINE SHAFT ASSEMBLY
 ATA-Chapter 72-55-02
 TAT not to exceed
 Minimum Qty. [ea]

Part Number(s)

301-330-618-0 301-330-619-0 301-330-623-0 301-330-624-0 301-330-626-0 301-330-627-0 301-330-628-0 301-330-629-0 301-330-630-0

Offered Repair (as applicable to PN)

Repair No.	Repair Description	Price Per ea.USD
00	CLEANING & INSPECTION	400

FORWARD ROTATING AIR SEAL ASSEMBLY

Section LOW PRESSURE TURBINE SHAFT ASSEMBLY
 ATA-Chapter 72-55-03
 TAT not to exceed
 Minimum Qty. [ea]

Part Number(s)

301-519-418-0 301-519-419-0 301-519-421-0

Offered Repair (as applicable to PN)

Repair No.	Repair Description	Price Per ea.USD
00	CLEANING & INSPECTION	300
002	REPAIR OF THE ABRADABLE COATING	1100

REAR ROTATING AIR/OIL SEAL

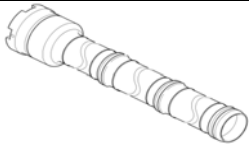
Section LOW PRESSURE TURBINE SHAFT ASSEMBLY
 ATA-Chapter 72-55-04
 TAT not to exceed
 Minimum Qty. [ea]

Part Number(s)

301-330-811-0 301-330-814-0 301-330-908-0 301-330-909-0 305-484-001-0

Offered Repair (as applicable to PN)

Repair No.	Repair Description	Price Per ea.USD
00	CLEANING & INSPECTION	275
001	REPAIR OF THE LOCATING DIAMETER OF THE REAR ROTATING AIR SEAL	1000
004	REPAIR OF THE LOCATING DIAMETER OF THE REAR ROTATING AIR SEAL	1000

CENTER VENT TUBE

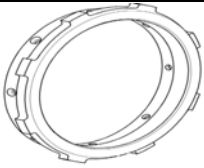
Section LOW PRESSURE TURBINE SHAFT ASSEMBLY
 ATA-Chapter 72-55-06
 TAT not to exceed
 Minimum Qty. [ea]

Part Number(s)

301-319-722-0 301-319-724-0 334-007-196-0

Offered Repair (as applicable to PN)

Repair No.	Repair Description	Price Per ea.USD
00	CLEANING & INSPECTION	200
006	REPAIR OF THE LOCATING HOLES	650
009	LAST CLEANING AND CONDITIONING OF THE CENTER VENT TUBE	400

RETAINER NUTS

Section
ATA-Chapter
TAT not to exceed
Minimum Qty. [ea]

LOW PRESSURE TURBINE SHAFT ASSEMBLY
 72-55-07

Part Number(s)

301-547-905-0 301-547-907-0 650-784-037-0 650-784-038-0 650-784-016-0

Offered Repair (as applicable to PN)

Repair No.	Repair Description	Price Per ea.USD
00	CLEANING & INSPECTION	50
002	REPLACEMENT OF THE SILVER COATING	500

FORWARD ROTATING OIL SEAL

Section
ATA-Chapter
TAT not to exceed
Minimum Qty. [ea]

LOW PRESSURE TURBINE SHAFT ASSEMBLY
 72-55-12

Part Number(s)

305-098-405-0 305-098-406-0 305-098-407-0

Offered Repair (as applicable to PN)

Repair No.	Repair Description	Price Per ea.USD
00	CLEANING & INSPECTION	200
001	RECONDITIONING OF THE ABRADABLE COATING	900

NO. 4 BEARING FORWARD ROTATING OIL SEAL

Section
ATA-Chapter
TAT not to exceed
Minimum Qty. [ea]

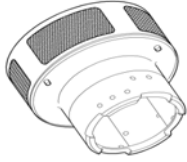
LOW PRESSURE TURBINE SHAFT ASSEMBLY
 72-55-14

Part Number(s)

301-334-416-0 301-334-417-0

Offered Repair (as applicable to PN)

Repair No.	Repair Description	Price Per ea.USD
00	CLEANING & INSPECTION	200
001	REPAIR OF THE ABRADABLE COATING	800

AIR/OIL SEPARATOR AND COVER

Section
ATA-Chapter
TAT not to exceed
Minimum Qty. [ea]

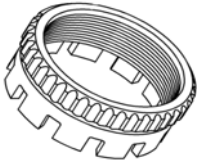
LOW PRESSURE TURBINE SHAFT ASSEMBLY
72-55-15

Part Number(s)

305-025-408-0 305-025-411-0 337-108-502-0 337-108-510-0 337-108-520-0

Offered Repair (as applicable to PN)

Repair No.	Repair Description	Price Per ea.USD
00	CLEANING & INSPECTION	175
001	TOUCH UP OF SURFACE PROTECTION ON AIR/OIL SEPARATOR	150
003	RECONDITIONING OF DRIVE SLOTS ON AIR/OIL SEPARATOR	850
004	REPAIR OF THE LPT SHAFT LOCATING DIAMETER AND MATING FACE ON	700
008	CLEANING AND PACKAGING	275

SLOTTED NUT

Section
ATA-Chapter
TAT not to exceed
Minimum Qty. [ea]

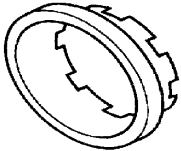
LOW PRESSURE TURBINE SHAFT ASSEMBLY
72-55-17

Part Number(s)

301-298-909-0

Offered Repair (as applicable to PN)

Repair No.	Repair Description	Price Per ea.USD
00	CLEANING & INSPECTION	50
002	REPLACEMENT OF THE SILVER PLATING	500

SLEEVE

Section
ATA-Chapter
TAT not to exceed
Minimum Qty. [ea]

LOW PRESSURE TURBINE SHAFT ASSEMBLY
72-55-20

Part Number(s)

301-333-404-0 301-333-401-0

Offered Repair (as applicable to PN)

Repair No.	Repair Description	Price Per ea.USD
00	CLEANING & INSPECTION	125
002	REPAIR OF THE SLEEVE LOCATING DIAMETER WITH CENTER VENT TUBE	400

LOW PRESSURE TURBINE FRAME

Section LOW PRESSURE TURBINE FRAME
 ATA-Chapter 72-56-01
 TAT not to exceed
 Minimum Qty. [ea]

Part Number(s)

335-014-610-0 335-014-611-0 335-014-612-0 335-014-617-0 335-014-620-0 335-014-631-0 335-014-632-0 335-014-633-0 335-014-634-0
 335-014-635-0

Offered Repair (as applicable to PN)

Repair No.	Repair Description	Price Per ea.USD
00	CLEANING & INSPECTION	400
001	REPLACEMENT OF THE SELF-LOCKING NUTS AND/OR THE GANG CHANNEL	550
002	REPLACEMENT OF STUDS	550

FRAME MIDSTREAM FAIRING


Section LOW PRESSURE TURBINE FRAME
 ATA-Chapter 72-56-04
 TAT not to exceed
 Minimum Qty. [ea]

Part Number(s)

301-321-612-0

Offered Repair (as applicable to PN)

Repair No.	Repair Description	Price Per ea.USD
00	CLEANING & INSPECTION	250
001	REPLACEMENT OF ANCHOR NUTS	400
002	REPAIR OF CRACKS ON MIDSTREAM FAIRING BY WELD BUILD UP	550

OIL INLET COVER

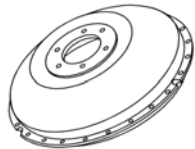
Section LOW PRESSURE TURBINE FRAME
 ATA-Chapter 72-56-06
 TAT not to exceed
 Minimum Qty. [ea]

Part Number(s)

301-350-234-0 301-350-235-0 301-350-238-0 301-350-239-0 301-350-240-0 336-024-705-0 336-024-706-0 336-024-707-0 336-024-708-0

Offered Repair (as applicable to PN)

Repair No.	Repair Description	Price Per ea.USD
00	CLEANING & INSPECTION	200
001	REPLACEMENT OF THE COATED SLEEVE OR REPLACEMENT OF THE	1275

REAR COVER

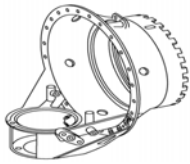
Section LOW PRESSURE TURBINE FRAME
 ATA-Chapter 72-56-07
 TAT not to exceed
 Minimum Qty. [ea]

Part Number(s)

335-071-002-0 335-071-001-0 305-371-305-0 305-371-307-0 305-371-308-0

Offered Repair (as applicable to PN)

Repair No.	Repair Description	Price Per ea.USD
00	CLEANING & INSPECTION	250
001	REPLACEMENT OF BOSS	475
002	FILLER WELDING OF CRACKS ON REAR COVER	2300

ACCESSORY GEARBOX HOUSING

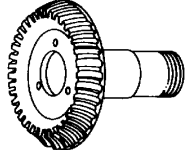
Section INLET GEARBOX ASSEMBLY
 ATA-Chapter 72-61-01
 TAT not to exceed
 Minimum Qty. [ea]

Part Number(s)

9976M74G04

Offered Repair (as applicable to PN)

Repair No.	Repair Description	Price Per ea.USD
00	CLEANING & INSPECTION	300
003	DIMENSIONAL RESTORATION OF SURFACE A, DIAMETER B AND DIAMETER C	550

RADIAL BEVEL GEAR

Section INLET GEARBOX ASSEMBLY
 ATA-Chapter 72-61-03
 TAT not to exceed
 Minimum Qty. [ea]

Part Number(s)

9972M31G03

Offered Repair (as applicable to PN)

Repair No.	Repair Description	Price Per ea.USD
00	CLEANING & INSPECTION	200
001	REPLACEMENT OF OIL SEAL	550

NO. 3 BEARING ROTATION SEAL

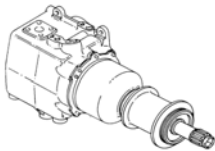
Section INLET GEARBOX ASSEMBLY
 ATA-Chapter 72-61-04
 TAT not to exceed
 Minimum Qty. [ea]

Part Number(s)

9989M47P01 9989M47P02 9989M47P03

Offered Repair (as applicable to PN)

Repair No.	Repair Description	Price Per ea.USD
00	CLEANING & INSPECTION	100
001	REMOVAL AND APPLICATION OF DRY FILM LUBRICANT	400

TRANSFER GEARBOX HOUSING


Section TRANSFER GEARBOX HOUSING
 ATA-Chapter 72-62-01
 TAT not to exceed
 Minimum Qty. [ea]

Part Number(s)

335-300-005-0 335-300-008-0 335-300-009-0 335-300-010-0 335-300-011-0 335-300-012-0 335-300-401-0 335-300-401-0
 335-300-402-0 335-300-403-0

Offered Repair (as applicable to PN)

Repair No.	Repair Description	Price Per ea.USD
00	CLEANING & INSPECTION	250
001	REPLACEMENT OF THE KEY-LOCKED INSERTS	600
002	REPLACEMENT OF KEY-LOCKED STUDS	700
003	REPLACEMENT OF THE IDENTIFICATION PLATE SERRATED NAILS	700
004	SPOT TOUCHUP OF NON-MACHINED SURFACES BY OXIDE FILM COATING	300
007	STOP-DRILLING OF THE INNER WEB CRACK	475
008	INSTALLATION OF BUSHINGS IN THE STUD HOLES ON THE TGB HOUSING	900

TRANSFER GEARBOX BEVEL GEARSHAFTS

Section
ATA-Chapter
TAT not to exceed
Minimum Qty. [ea]

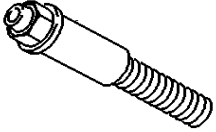
TRANSFER GEARBOX HOUSING
72-62-02

Part Number(s)

335-302-101-0 335-303-702-0 335-321-001-0 335-321-005-0 335-321-006-0 335-321-008-0 335-322-402-0 335-322-403-0 335-322-405-0

Offered Repair (as applicable to PN)

Repair No.	Repair Description	Price Per ea.USD
00	CLEANING & INSPECTION	250
005	REPLACEMENT OF THE RING SEAL	550

ACCESSORY GEAR BOX STRAIGHT ASSEMBLY PINS

Section
ATA-Chapter
TAT not to exceed
Minimum Qty. [ea]

ACCESSORY GEAR BOX STRAIGHT ASSEMBLY
72-63-18

Part Number(s)

305-415-401-0

Offered Repair (as applicable to PN)

Repair No.	Repair Description	Price Per ea.USD
00	CLEANING & INSPECTION	200
002	REPLACEMENT OF BUSHING AND RECONDITIONING OF CHROMIUM PLATE ON PIN SHANK	1100